


ATEX (CATEGORY 3 DUST)

INTRODUCTION

PneuLINK™ linear system is manufactured from 316 stainless steel and brass materials. The ergonomic design ensures an easy set up, trouble free installation and maintenance free operation. The PneuLINK™ dynamic mechanism is both self-compensating and self-aligning, with minimal backlash and hysteresis, for high repeatability and total reliability.

The Valve Position Monitor (VPM) acts as an integral junction box, which facilitates a single multi-core cable for the discrete inputs (DI), reducing site cabling and installation costs. PneuLINK™ linear Valve Position Monitor system offers total installation flexibility and can be fitted in various pre-selected positions (refer page 3).



Ex II 3D Ex tb IIIC T135°C Dc IP6X

FEATURES AND BENEFITS

- For use within potentially explosive atmospheres.
Ex II 3D Ex tb IIIC T135°C Dc IP6X
Temperature rating: $-20^{\circ} \leq T_{amb} \leq +55^{\circ}C$
- IP66/67 engineered resin enclosure ensures both strength and corrosion resistance for installation in harsh environments.
- Beacon shaped visual indication provides 360° visual feedback of valve OPEN (Black) or CLOSED (Yellow) positions.
- Black / Yellow colours, as a visual indicator, offers high visibility integrity, and is colour Impaired friendly.
- Touch set cams are hand adjustable, spring loaded and self-locking, providing quick calibration of position switches and sensors.
- SPDT mechanical switches or inductive proximity sensors.
- Quick release design of terminal strip bracket allows removal of the terminal strip, which is pre-wired and numbered, to aid field wiring at commissioning and installation stage.
- M20 conduit entries fitted with ATEX Certificated plugs as standard to avoid ingress during site storage and transportation prior to installation.
- Extra conduit and terminal strip points for easy field wiring and mounting of accessories as standard.
- NAMUR VDI/VDE standard mounting arrangement.
- Switch centralization plate allows for the accurate setting of switches, improved repeatability, and minimises hysteresis.



For More information scan the QR Code on the left or visit <http://www.pneuton.co.uk/>

Copyright © 2014 PNEUTON. All rights reserved. 801 012 XXX (10/14)

We reserve the right to amend the specification without prior notification

ATEX (CATEGORY 3 DUST)

TECHNICAL SPECIFICATION

The Valve Position Monitor contains two switches to indicate the fully open and closed positions of the valve – refer below options

STANDARD

V3 Mechanical Switches SPDT

Single Pole Double Throw – Form C

Resistive Loads

15A @ 250VAC

6A @ 24VDC

0.5A @ 125VDC

0.25A @ 250VDC

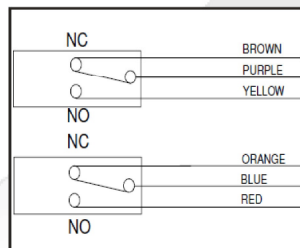
Inductive Loads

10A @ 250VAC

6A @ 24VDC

0.5A @ 125VDC

0.25A @ 250VDC



Note: Lamp & Motor loads refer **Dr Pneuton** for guidance!

OPTION 1

2 Wire Inductive

DC PNP/NPN, normally open / closed programmable

Operating Voltage

5...36VDC

Operating Current

4...200mA

Voltage Drop

< 4.6V

Leakage Current

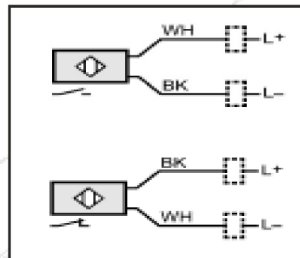
< 0.8mA

Switching Frequency

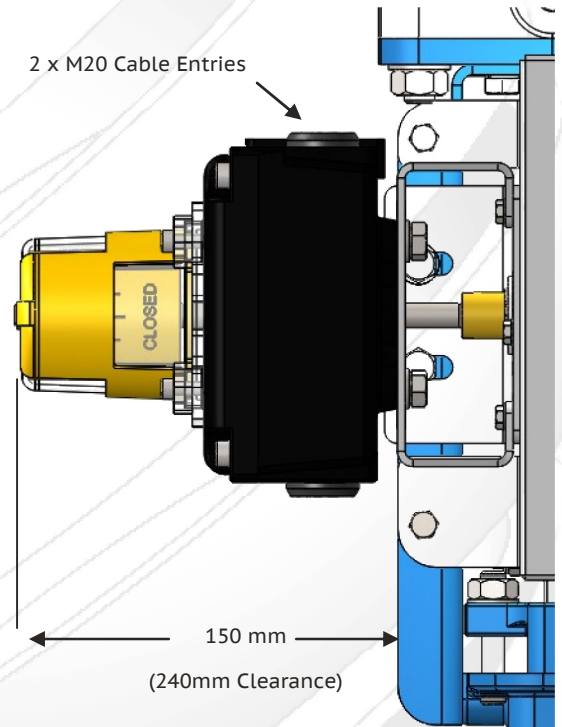
2000Hz

Display Switching Status

Yellow LED



2 x M20 Cable Entries



OPTION 2

3 Wire Inductive

DC PNP normally open

Operating Voltage

10...30VDC

Operating Current

0...100mA

Voltage Drop

< 3.0V

Leakage Current

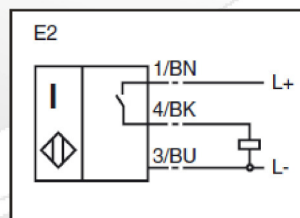
0...0.5mA

Switching Frequency

0...1000Hz

Display Switching Status

Yellow LED



For More information scan the QR Code on the left or visit <http://www.pneuton.co.uk/>

Copyright © 2014 PNEUTON. All rights reserved. 801 012 XXX (10/14)

We reserve the right to amend the specification without prior notification

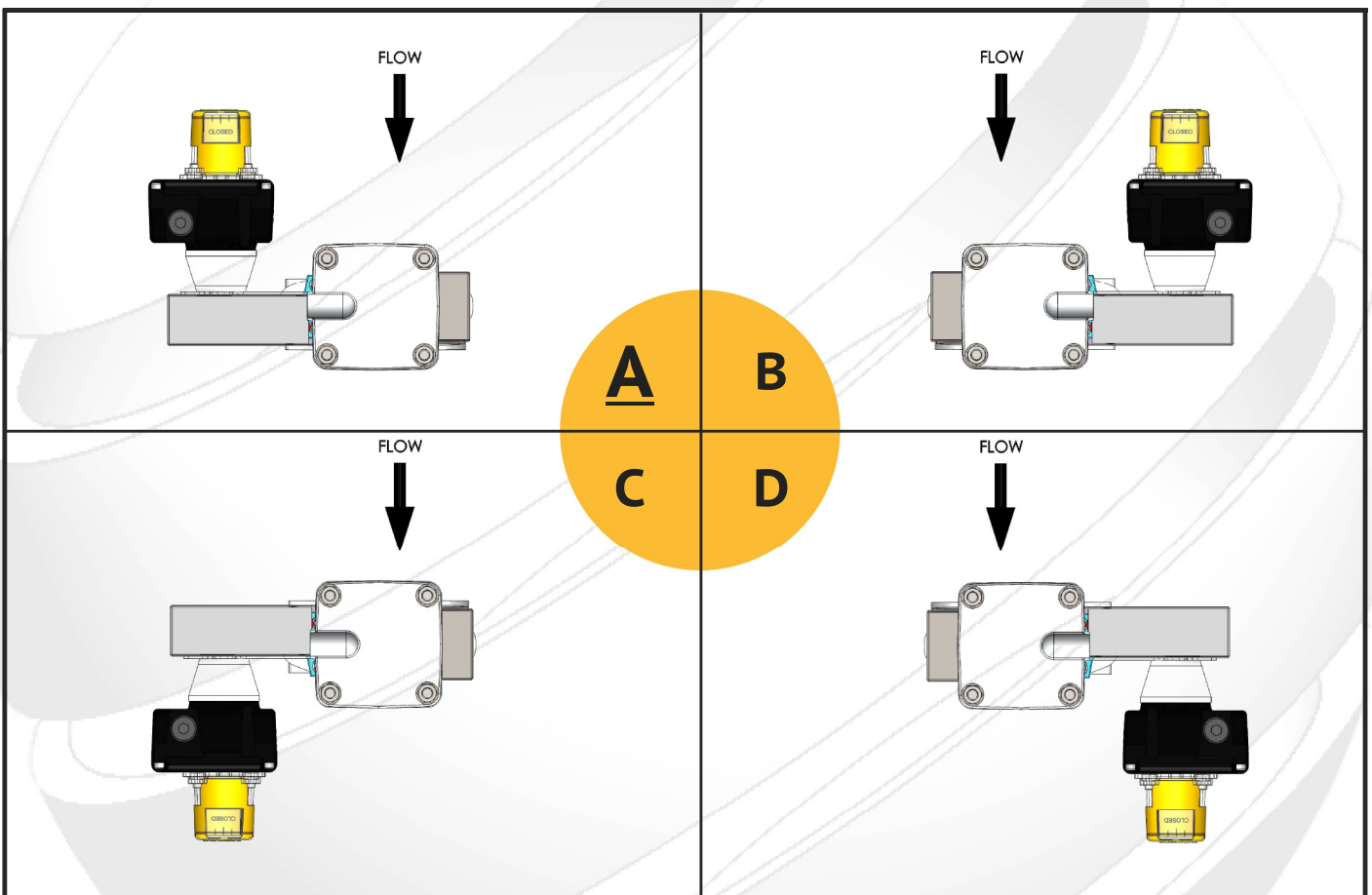
ATEX (CATEGORY 3 DUST)

CONFIGURATOR

The default VPM configuration is Code **A**.

It is important that the preferred configuration is defined at point of order.

Refer to optional configurations illustrated below.



Images shown from actuator end view



For More information scan the QR Code on the left or visit <http://www.pneuton.co.uk/>

Copyright © 2014 PNEUTON. All rights reserved. 801 012 XXX (10/14)

We reserve the right to amend the specification without prior notification

Pneuton

ENGINEERING VALVE AUTOMATION COMPLIANCE

PneuLINK™

VALVE POSITION MONITOR

ATEX (CATEGORY 3 DUST)

Notes

Units 6-7 Clock Park,
Shripney Road,
Bognor Regis,
West Sussex,
United Kingdom,
PO22 9NH.

Phone UK & Ireland : 01243 810240
Phone Int.l: +44 (0) 1243 860664

Email: webenquiries@pneuton.co.uk



For More information scan the QR Code on the left or visit <http://www.pneuton.co.uk/>

Copyright © 2014 PNEUTON. All rights reserved. 801 012 XXX (10/14)

We reserve the right to amend the specification without prior notification